

Tender Souls' Public School

Ring Road Awas vikas, Rudrapur

Ph. 05944-245778

97564-97970

Summer Vacation Assignment (2019-20)

Name - _____

Class – III

Note :- P.T. M to be held on 21.05.09 (Tue) between 10:00 a.m. to 12:30 noon
Holiday homework MUST be submitted on 28th or 29th of June'19.

Note: i) Below homework is to be done in A4-ruled sheets and be filed in the RING BINDER.

ii) Take the required no. of Xerox of the working sheet(s), if necessary.

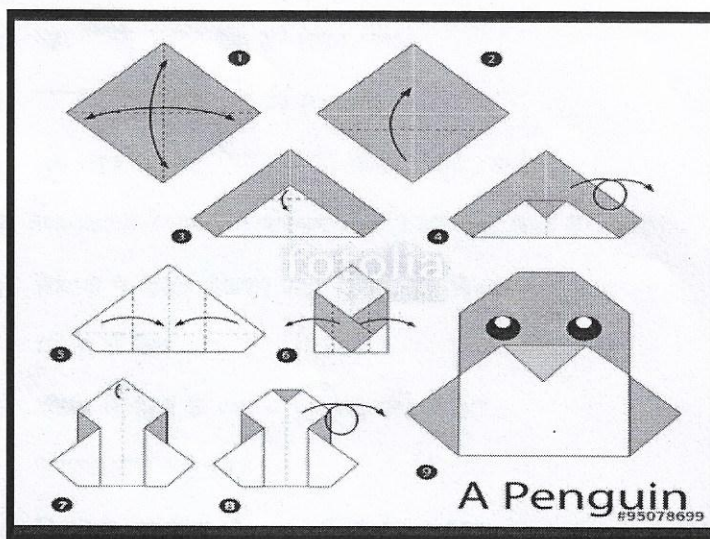
iii) Parents to help and supervise the activity of their ward in furnishing the above homework.

iv) Summer break falls from 21.05.19 (Tue) to 29.06.19 (sat) .


S.NO	Subject	Assignment
1.	English	1. Draw the things (any 5) available in the post office and write their names. 2. Write few (7-8) sentences on how you can help your family members at home. 3. Frame sentence in your own words. Do not start the sentence with 'this' or 'that'. a) Little b) Mat c) Grass d) Cake e) House f) Rat g) School h) Animal i) Big j) help 4. Write 8 Slogans on environment. 5. Write 5 sentences about your best friend and make a list of his/her 5 good habits. 6. Make a list of few countable and few uncountable nouns from your surrounding.
2.	Hindi	क) 'एक लघु' कहानी को पढ़कर उसे अपने शब्दों में लिखें तथा निम्न प्रश्नों के उत्तर दें। (अ) कोई 5 नाम वाले शब्द लिखें (ब) कोई 5 काम वाले शब्द लिखें ख) बस और ट्रेन में यात्रा करते समय हमें किन-किन बातों को ध्यान में रखना चाहिए। ग) 'बंदर और दो बिल्ली' की कहानी को लिखें तथा संबंधित चित्र भी चिपकाए। घ) अपने दैनिक क्रिया कलाप को का चार्ट बनाइए। 3) हमें पेड़-पौधों की आवश्यकता क्यों होती है? हमें पेड़ पौधों को कैसे बचाना चाहिए।
3.	Maths	1. Write table from 1 to 16 and learn them by heart. 2. Find the centre of a circle by folding paper. Cut out the circle you have drawn on a paper. Fold it so that the two parts fit exactly over each other. Open it out. The crease will be along the diameter. Now fold it along a different line. The point where the crease meet is the centre of a circle. Measure the radius and diameter. 3. Write ordinal numbers from 1 to 20 . 4. Write Roman numbers from 1 to 100 .
4.	E.V.S.	1. Draw the diagram to show solar system and write few lines on it 2. Write few lines about air and water pollution. (Draw/ paste the pictures to show these pollutions). 3. Draw any 5 different types of leaves and name them. 4. Describe a plant and write the use of its various parts like leaf, stem, branch , flower etc. 5. What special or unique you have done in these vacations? Note down. 6. What is your favourite subject? Why do you like this subject, the most ?

5.	Computer	<p>1. Make a $\frac{1}{4}$ of a full chart paper to show Input-- Process – Output, with the help of an example.</p> <p>2. Write any 10 uses of computer.</p> <p>3. Write short note on: a)CPU b)Monitor c)Mouse d)File</p> <p>4. Who is known as the father of Computer? Write short note on him.</p>
----	----------	--


Q. Make Penguin with the help of coloured paper and paste it in your scrap book.




Q. Walk through the maze and show the trace with pencil.



Q. Draw them in your art copy



A Tortoise



A Rabbit

सर्वनाम

संज्ञा के स्थान पर प्रयोग किए जाने वाले शब्दों को सर्वनाम कहते हैं।

प्र०१ खाली स्थान में उचित सर्वनाम शब्द लिखिए—

- क) दरवाज़ा खोलो, शायद _____ आया है। (कुछ/कोई)
 ख) _____ गाना नहीं आता। (मुझे/मेरे)
 ग) वहाँ _____ बैठा है? (कौन/क्या)
 घ) _____ मेरी घड़ी है। (यह/ये)
 ङ) मुझे खाने के लिए _____ चाहिए। (कुछ/कोई)


प्र०२ नीचे लिखे वाक्यों में रेखांकित सर्वनाम शब्द किसके लिए आया है? बताइए—

- क) शिवानी ने पेंसिल देखकर कहा — माई, इसे दिखाता।
 पेंसिल के लिए
 ख) शीतल ने रोहन से कहा — तुम क्या कर रहे हो?
 _____ के लिए
 ग) बिल्ली ने दूध पिया और वह वहीं से भाग गई।
 _____ के लिए

अपठित गद्यांश

नीचे लिखे गद्यांश को पढ़कर प्रश्नों के उत्तर लिखिए—

सोना और मोना दो बहनें थीं। एक दिन वे दोनों बगीचे में खेल रही थीं। अचानक उन्होंने गी-गी की आवाज़ सुनी, जो एक पुराने बेंच के पीछे से आ रही थी। वह आवाज़ किसी बिड़िया या जानवर की लग रही थी। दोनों बहनें बेंच के पास गईं और पीरे-से उसके पीछे झाँकीं। वहाँ उन्हें बिल्ली के दो बच्चे दिखे। वे बहुत छोटे थे। दोनों ने इतने छोटे जानवर कभी नहीं देखे थे। सोना और मोना ने एक-एक बच्चा उठाया और घर के अंदर चली गईं। अब उन्हें खेलने के लिए बिल्ली के दो बहुत ही सुंदर बच्चे मिल गए थे।



• निम्न प्रश्नों के उत्तर दीजिए :-

- क) सोना और मोना क्या कर रही थीं?
 ख) आवाज़ कहाँ से आ रही थी?
 ग) सोना और मोना को क्या दिखे?
 घ) उन्होंने बच्चों के साथ क्या किया?

• विलोम लिखिए :-

- क) दिन ख) अंदर ग) छोटे घ) सुंदर

• वाक्य बनाओ :-

- क) जानवर ख) अचानक ग) बिल्ली घ) बगीचे

A homophone is a word that is pronounced the same as another word but has a different meaning.

to- towards a location

too- also

two- number, a couple

Directions: Write which version of (to, too, two) that best completes each sentence.

Example A- I had _____ go to school in the morning. (to, too, two)

Answer- to

1. I have exactly _____ pairs of shoes under my bed. (to, too, two)
2. Do we have _____ put a feather in our cap? (to, too, two)
3. There are _____ potatoes left on our plates. (to, too, two)
4. The hospital is taking _____ long to help us. (to, too, two)
5. I went _____ the garage sale. (to, too, two)
6. We lost _____ of our best players due to injury. (to, too, two)
7. We were available _____ perform at the show. (to, too, two)
8. It takes _____ long to collect all the money. (to, too, two)
9. I have _____ tell my husband about the event. (to, too, two)
10. Make sure _____ go to the principal's office. (to, too, two)
11. It took _____ long to prevent the spread of the fire. (to, too, two)
12. I have _____ tell you about my terrible dream. (to, too, two)

विशेषण

(Adjective)

निम्नलिखित गद्यांश से विशेषण छोटकर लिखो

(Select and write the adjective by given below paragraph)

एक मूल की सजा में आज तक पा रहा है। तिरपाई में अक्षर सुंदर होने की जरूरत नहीं, यह गलत विचार मेरे मन में इंगीठ जाने तक रहा। आगे चलकर दूसरे के मोती जैसे अक्षर देखकर मैं बहुत पछताया। मैंने देखा कि अक्षर बुरे होना अपूर्ण शिक्षा की निशानी है।

Part-to-Whole Analogies

These are part-to-whole analogies. Look for the clue in the first part and circle the picture that finishes the analogy.

1. Peel is to orange AS skin is to



2. Letter is to a word AS page is to a



3. Hair is to head AS nail is to



4. Hump is to camel AS shell is to



5. Speck is to dust AS splinter is to



6. Thorn is to cactus AS leaf is to



7. Teeth are to a dog AS fangs are to a



8. Ink is to pen AS lead is to






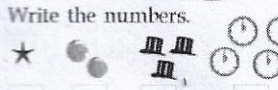
प्र०१.-चित्र देखकर वाक्य लिखिए:-










(क)






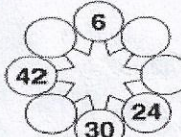





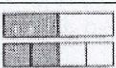
(ख)

- add: 
 $3 + 1 = \square$
- Subtract:

 $8 - 3 = \square$
3. Write the numeral for six.
4. Colour the one that weighs more.

5. It is 8 o'clock; time for lunch. Will you have bread, butter and eggs?
 Yes ☐
 No ☐
6. Write the numbers.

7. How many altogether?
8. Colour the bigger one.
9. Tick the number which comes just after 22.
 23 ☐ 21 ☐ 24 ☐
10. 16, , 18

11. Count the number of fishes. Write the number.
 
12. Circle the picture to show which one has more.

13. Write the correct answer in the box.
 $7 + 5 = \square$ 
14. Cross four crabs. Write how many are left. $8 - 4 = \square$

15. Count the buttons. Write the answer in the box.

16.  Colour the smaller.
17. Circle the shape that does not belong. ☐ ☐ ☐ ☐
18. What day is your holiday?
 Sunday ☐ Saturday ☐
19. Write the number which comes just before 20.
20. 1 more than 2. Tick the right answer.
 2 ☐ 3 ☐ 4 ☐

1. What do we call the part of the day after midday?
2. Circle into groups of 4. How many groups did you circle?

3. What month was it last month?
4. When do you eat lunch? Tick
 a. Morning
 b. Night
 c. Afternoon
5. If you fold the dotted line, will A match B?
 Yes ☐
 No ☐
6. Write the number name for 41.
7. Put the sign $>$ or $<$
 66 28
8. Which shape covers less space?
 Shape A ☐
 Shape B ☐
9. $50 + 6 =$
10. $50 \div 10 =$

11. o'clock 
12. Share 6 toffees between you and your brother. How many each? 
13. Write the numeral fifty five.
14. 4 tens and 8 ones =
15. When it is 6 pm, can you see the sun or the moon?
 a. Sun b. Moon c. Both
16. About how many steps is it around the whole classroom?
17. Is this shape a square, a cube or both?
18. What day is it the day after tomorrow?
19. Place in order from lowest to highest.
 24, 14, 54, 45
20. Use the dots to help you solve $12 \div 2$.


1. Four tens + 23 = <input type="text"/>	9. Fill in the missing numbers in this clockwise pattern. 
2. Write the largest number you can with the figures 2, 1, 3 and 5. <input type="text"/>	10. <input type="text"/> $\div 4 = 5$
3. Shade the fraction $\frac{1}{5}$ in one of these diagrams. (a)  (b)  (c) 	11. 37 rounded off to the nearest 10 = <input type="text"/>
4. Complete the last basic number fact in the set below: $9 \times 4 = 36$ $36 \div 4 = 9$ $4 \times 9 = 36$ <input type="text"/> \div <input type="text"/> = <input type="text"/>	12. Toffees are 5c each but if I buy a packet of ten for 35c I save myself <input type="text"/> cents.
5. Write in figures five thousand and twelve. <input type="text"/>	13. $5 \times \square = 3 \times 10$
6. Work out this sum: $(\frac{1}{2} \text{ of } 96) + 2 = \square$	14. When zero is taken away from a number the answer is always: (a) a zero, (b) one, (c) less than the number, (d) the same as the number.
7.  <input type="text"/> Complete the pattern of shapes.	15. XXIV - XVIII = <input type="text"/> Give the answer in Roman numerals.
8. Use the number patterns to complete the last line. $3 \times 4 = 10 + 2$ $3 \times 5 = 12 + 3$ $3 \times 6 = 14 + 4$ $3 \times 7 = 16 + 5$ <input type="text"/> \times <input type="text"/> = <input type="text"/> + <input type="text"/>	16. MARBLE GRAPH  Tom has <input type="text"/> times as many marbles as Amy but only 10 more than <input type="text"/> on this bar graph.
	17.  This diagram shows that the fraction $\frac{1}{2}$ is the same as the fraction <input type="text"/>